

# Star Types

StarTypes Report for: Tina Turner

Interpretations by Michael Erlewine



---

This reading compliments of:

Chart Compliments of  
The Psychic Link  
Sanford, FL 32773  
407-674-2062

# Welcome



Welcome to StarTypes, your personal astrology report written and illustrated by astrologer/author Michael Erlewine who, with over 40 years of experience in astrology, has written some twenty-some books on astrology and dozens of computer astrological programs. Erlewine writes:

*"I have lectured, taught classes, and done private consultations for more years than I want to think about. What I have found works best is a one-to-one presentation of the astrological chart - your personal astrology. In the StarTypes reports, I have tried to do just that: walk you through what is most important about your astrology chart, step-by-step, just as I would if we sat down together for a chart reading. StarTypes Reports are illustrated and easy to read. After all, they are all about you!"*

# Patterns in the Sky



StarTypes astrology is both ancient and modern. It is ancient, because it uses the traditional natal chart that astrologers have used throughout history. It is modern because it also takes advantage of what astronomers have learned about the heavens and our solar system in these modern times. The result is a unique combination of ancient and modern astrology that provides a unique perspective on your particular birth chart and therefore your life. This is how it works:

StarType analysis plots large-scale planetary patterns as seen from Earth and compares those patterns to corresponding patterns astronomers see functioning throughout our entire solar system. StarTypes charts not only the outer circumstances of your birth (your personality and Karma), but also the internal and spiritual qualities embedded in that same moment, your inner motivation, what has been called your Dharma or Life Path. The result is an enhanced perspective that in effect amounts to a stereo image of your birth moment and chart, looking inside and out.

StarTypes analysis offers a very complete perspective on your birth moment, with insights into what talents you naturally have, how those talents might be used, as well as your relationship role with partners, romantic and otherwise. Check it out. What follows is your own StarType report. I hope you enjoy it.

Michael Erlewine, Author of StarTypes

## [StarType for Tina](#)

The heavens above and surrounding us are in constant change as the Sun, Moon, and planets move in their orbits to create vast kaleidoscope-like patterns in the sky, what has been rightly called "The Cosmic Dance." StarType analysis sorts through these many changing patterns and isolates the strongest and most pronounced pattern in effect at the moment of your birth. This cosmic pattern or archetype is your "StarType," and it best represents what is happening in the heavens at the moment of your birth. All in all there are some sixty major StarType patterns that have been recognized, and each represents a particular kind of individual and approach to life.


Your StarType is more than just your personality and the circumstances in which you happen to find yourself in life. It also describes who you are at heart, the real inner you behind all that is going on the outside, plus your possibilities - how you look at and approach life. StarTypes reveal the 'you' as only your closest friends know you, as you know yourself. What follows is a description of our StarType.



### This StarType:

Tina has a very independent StarType that has both strong mental and practical ability, but of the two, the mental is much more strongly accented. More than mental, this type of chart has spiritual and even visionary overtones, an almost mystic vision-like sense of life. This is not all pie-in-the-sky talk, but a vision that is connected to the practical in a very direct manner. She can bring what she envisions down to earth and tie it into actual manifestation.

# Your Approach to Relationships



Relationally, Tina is independent, and need not depend on a partner to feel complete. She is quite operative just as she is, on her own. However, she might do best in a relationship with someone much more sense-oriented and purely physical (less mental) than she is. The red-bordered cards are what is being suggested here, a partner who would help to ground that vision of her, even more than she can do herself. She would assume the caretaker role, the "Lover" in such a relationship, and they would be, of course, the "Loved One."

# Vocational Suggestions



Tina is pretty much independent, but still would have a powerful relationship with the very down-to-earth Grand Cross, the #3 Star\*type.

As for other blue-bordered (independent) cards like herself, she would have the best chance of a stable relationship with any of the blue-bordered cards that have what is called a Grand Cross in them, which is a 4-sided red square.

## Keywords

The Loved One  
Charismatic  
Center of Attention  
Intuitive  
Touchy Feely  
Conceptual  
Psychological  
Introspective

# Appearances

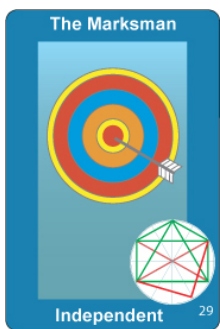


## Things Are Not Always What They Seem


Things are not always what they seem, especially when meeting someone for the first time. How do those around you see you? Are you a "What You See Is What You Get" type or are you a "What You See is Not What You Get" type. Are you different once folks get to know you? StarTypes has a way of measuring the difference.

On the following page is a comparison of the traditional astrology chart of the outer appearances of this individual (personality), the way this person comes across AND the chart of their inner Self (Dharma chart), the individual as they are when you come to know them better. This will give you an idea if what you see is in fact what you get.

### Your Inner and Outer StarTypes




Inner StarType



Outer StarType

Above find your inner and outer StarType cards. Perhaps the more important of the two is the inner StarType, the one on the left. This is what is called your Dharma or Life-Path Chart. It is who you are inside, as people get to know you. This is your heart essence, how you function in this world.

On the right is the chart of how you appear to others, your personality, the way you come across upon first contact - the initial impression. These two cards can be similar in type and function or very different. If the border color of the cards is the same (green, red, blue, or rose), then you are more-or-less how you appear, that is: what you see is what you get. If they are different colors, then you may be quite different on first impression than you are when people get to know you. In that case, what you see is not what you get.



### StarType Appearances

#### You Are What You Appear To Be

There is no difference between how this person appears and how they are when you get to know them. What you see is what you get. Tina is Very idea oriented, at home in the mind, perhaps a little shy or awkward socially, but very wordy, interested in the psychological and the philosophical. Caring for others, and compassionate, but also very practical, putting pen to paper, getting things done.



# Additional Star★Types



## Your Major Chart Patterns

---



### The KEY StarType for Tina

#### Key StarType: The Marksman

##### Pros:

Tina is very management oriented, using the mind, grasping ideas and patterns with ease, perfect for overseeing, supervision, and higher-level management decisions. She also possesses a natural sense of psychology, an ability to psych out and understand how the mind works, in general, and in particular cases. Tina is thoughtful, careful, and very eager and future oriented. All of this psychological and theoretical leaning is balanced by a very practical side, the ability to see ideas into the practical level - make things happen.

##### Cons:


Tina is sometimes too mental rather than physical, and can tend to get lost in the workings of the mind. She can benefit from higher-level management skills.



### The Entrepreneur

Another StarType pattern in effect at your birth is: "For ideas must be made to matter." This might be the slogan for Tina, and of this StarType, "The Entrepreneur," a type that is driven to react to any practical contact with ways to improve the situation - always bringing new ideas into the practical sphere.

For one, Tina naturally gets the big picture, just taking in any situation, and grasping the overall gist of it. This is Tina. But coupled with this supervisor or overseeing ability is something just a little rare and that is: a constant drive to implement whatever she sees in her mind, as practical solutions in the day-to-day world. She can't rest until the ideas that she sees in the overview of her mind are implemented here on earth in a very practical way. Thus, the nickname: "The Entrepreneur," for her natural drive finds her endlessly risking all to bring something into reality that was only an idea before.



### The Achiever

Another StarType pattern in effect at your birth is: Here is a very fortunate StarType, one that combines both theoretical and practical talent into a single package. Tina's mind is very organized and, in general, she has strong managerial capabilities. She doesn't have to study a subject or situation very long to get the gist of it. More often than not, she takes it in at a glance, and immediately gets the picture, sees the forest AND the trees. Tina could be somewhat of a visionary in this regard. I am not suggesting so much direct voice (words from on high), but clear and accurate vision.

Working in harmony with her fine mind is a powerful practical sense: knowing what to do about a situation. She not only can size it up, but she can move any plan into action - get things done.



### The Witness

Another StarType pattern in effect at your birth is: "Big Mind," lots of vision, strong mental and observational faculties are what is happening here. An interest in the mind itself and how it works suggests that psychological areas are a natural for Tina and can't be avoided. She takes to the psychological workings of the mind like a fish to water. Psychic insight is perhaps indicated, as well.

In summary, she is taking it all in, recording it, "getting it" whole, with all its parts, and their interaction. Tina is somewhat recursive mentally, tending perhaps to syndromes.

In fact, if things are not on point for her, all of this mental striving can easily slip into anxiety, making loops of worry or syndromes very possible. Tina very much needs relationships, not just for entertainment but in a remedial way.



### The Receptive

Another StarType pattern in effect at your birth is: Tina has the StarType of the caregiver, caring for and serving others, perhaps given over to worry, but in the purest form, just concern. She uses the mind to evaluate and minister to everything and everybody worthy of care. She naturally is open, a listener, and always receptive. Much more mental than physical, Tina probably has a career in a service industry, something that involves thinking and using the mind.




### The Caregiver

Another StarType pattern in effect at your birth is: Tina is hard-working and always ready to pitch in and help out. Not particularly touchy-feely, she tends to be more reserved, depending on using her mind and mental abilities in most situations. She often does not assume folks can understand who she is until she shows them what she can do or has done in the past.

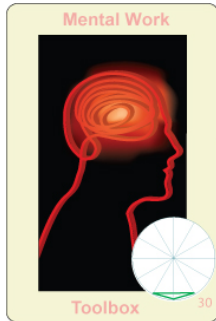
Tina excels in situations that demand responsibility and thinking on the feet, in particular when it comes to service-oriented concerns, matters that demand real care.

And she is a hard worker.




### The Charismatic

Another StarType pattern in effect at your birth is: Tina likes attention and probably demands (and usually gets) lots of it. Whatever is going on, she tends to gravitate to the center of any group, where the action is at - the life of the party. This is because at heart she is warm and charismatic, most definitely a touchy-feeling sort of person. People like her and like to be around her. Tina is probably in-demand for dinner dates and parties. Why? Because she is fun! Sometimes Tina feels like she has to protect her privacy and does not like being hemmed in and pinned down by claustrophobic situations.



### Mental Work

Another StarType pattern in effect at your birth is: This is not a StarType, but rather a part of your overall makeup. It refers to using the mind successfully, handling detail work with ease, and being of service to yourself and others. This is a pattern of organization and mental work.



### Careful

Another StarType pattern in effect at your birth is: Tina is hard-working and always ready to pitch in and help out. Not particularly touchy-feeling, she tends to be more reserved, depending on using her mind and mental abilities in most situations. She often does not assume folks can understand who she is, until she shows them what she can do or has done in the past.

Tina excels in situations that demand responsibility and thinking-on-your-feet, in particular when it comes to service-oriented concerns, matters that demand real care.


And she is a hard worker.

# Your Talent Cards

The various StarType patterns in the sky at the time of your birth are made up of particular planet configurations that form large cosmic diagrams. When three or more planets in one of these cosmic patterns are in close synch with one another, they form a special combination or "Talent." Most of us have one or more of these 'talent' cards in the deck that heaven has dealt us; some are more welcome than others. In the pages that follow, some of your major talent cards are shown. Keep in mind that not all talent cards are easy; some are difficult.

In some cases no cards are shown because the cards and their respective 'talents' are not identified within this particular configuration.

## Special Gifts & Talents



### Compassionate Thoughts

Combination: Me = Ve/Ne

Inspired or imaginative speech and thought. High ideas and ideals. Lovely speech, loving words.



### Love of the New Spirituality

Combination: Ve = Ur/Ne

The love of metaphysics and different approaches to spirituality. A real sense of compassion, caring for (and including) for just about everything. A creative musician, actor, or artist. New-age art.



### Love of Deep Change

Combination: Ve = Ne/Pl

The love of metaphysical (beyond-the-physical) development and transformation. The paranormal. Supernatural. Mystic arts.



### Difficulties Letting Go

Combination: Sa = Ve/Ne

Obstacles to unity, difficulty just letting go. Thwarted ideals, restrained or dampened imagination and enthusiasm. Lack of or weakened inner vision. Very controlled or controlling, when it comes to religious or inspirational matters.



### Dark Imagination

Combination: Ne = Ve/PI

Embracing the deep, the esoteric, subconscious, and the occult -- that which is secret or hidden. Sublimation. Accepting deep feelings.



### Man on a Mission

Combination: Su = Ju/PI


The successful use of power. Power politics and personalities. Big business. Politics.



### Powerful Imagination

Combination: PI = Me/Ne

Most powerful words of imagination, but perhaps from the darker side of inspiration -- 'Dungeons and Dragons' sort of stuff. Very moving (purifying) at best, tyrannical rants, at worst.



### Great Urge for Peace

Combination: Ma = Ve/Ne

Longing for eternity. The song of the sea. The vision quest. A drive for a higher love, call it divine, mystical -- what-have-you? A very strong imagination and innate charisma. On the minus side, a predilection for escape, drugs and drink are high on the list.



## **Social Being:**

Tina does very well socially, in a group, but has a tendency to remain just a little aloof and seem standoffish, although this is more appearance than reality.

## **Meet & Greet:**

Tina works well in a social situation, and can glad-hand with the best of them, but also has no trouble carrying off intellectual banter as well. However, she can appear a bit reserved at times.

## **Sensitivity:**

Tina is not that sensitive or shy in social situations, but does have an independent streak and may appear a little stand-offish.

## **Wallflower:**

Not a wallflower.

## **Private:**

Tina goes both ways, at some times sharing more private or personal information, and at others sharing little or none.

## **Direct/Indirect:**

Tina can be open and direct, but often prefers to a more indirect approach. She goes both ways.

## **Collegial:**

Tina tends to be collegial, but there is a certain reserve that is also usually there as well.

## **Self-Confidence:**

Tina is intellectually and socially confident.

# Relationships



## **Relationships:**

Tina is quite independent and does not always need to be in a relationship.

## **Romantic Role:**

Tina is independent when it comes to relationships, and alternately can play the role of either the "Lover" or the "Loved One," depending on what the other partner requires.

## **Office Role:**

In an office environment, Tina is best in mid-level management and can play to either management or to the workforce.

## **Independent:**

Yes.

## **Interdependent:**

No.

## **Needy:**

No.



# Job Placement



**Business type:**

Conceptual and practical.

**Responsible:**

Depends on what role Tina is playing. She can be responsible, but also at times irresponsible.

**Management Skills:**

Good at mid-level management.

**Salesperson:**

Yes.

**Teamwork Skills:**

Yes.

**Advisor:**

Fair.

**Supervising:**

Yes, at mid-levels.



# Business Skills



**Communication Skills:**

Yes, good.

**Intuitively Creative:**

Yes, and practical.

**Work Ethic:**

Pretty good.

**Analytical Skills:**

Reasonable.

**Organizational Skills:**

Fair organizational skills.

**Detail Work:**

Good at detail work.

**Thoughtful:**

Good.

**Smart:**

Yes.

**Intellect:**

Good.

**Interpersonal Skills:**

Good.

**Problem Solving:**

Reasonably good.

**Group Leader:**

Yes.

# Summary

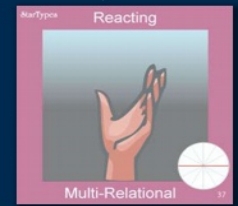
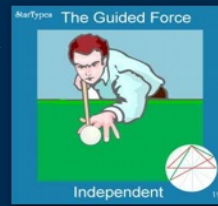
has great conceptual abilities, grasps things with his mind with the patterns right off. In other words: he always sees the forest and the trees. This talent for grasping abstract concepts coupled with a broad vision makes him perfect for management that involves planning, organizational matters, and sizing things up. Naturally forward looking, eager and always interested in the future, at times even reaching the visionary level. He is naturally compassionate, aware of others, and is generally kind. Management talent is solid, but this can leave his coworkers feeling a bit cool on the cool side, since he is not a touchy-feely type of person. Outside the box, the waiting client out to dinner, because he runs to matters of the mind, and he is much, but in the warm and cuddly sense. He's broad mind and dependence on operating from a fairly abstract place can make him impractical in social situations, due to a lack of experience and common sense. However, his broad mind is for a lack of...



Tina is very management oriented, facile at using the mind, grasping ideas and patterns with ease, and perfect for overseeing, supervision, and higher-level management decisions. She also possesses a natural sense of psychology, an ability to psych out and understand how the mind works, in general, and in particular cases. Tina is thoughtful, careful, and very eager and future oriented. All of this psychological and theoretical leaning is balanced by a very practical side, the ability to see ideas into the practical level - to make things happen.

Tina would make an excellent mid-level manager, mostly on the side of upper management, but still sensitive to the needs of the work staff. As mentioned above, she is naturally interested in the spiritual, philosophical, and psychological, and would make an excellent counselor. However, Tina is sometimes just a little too mental rather than physical, and can tend to get lost in the workings of the mind. She can benefit from higher-level management skills. There is a tendency for her to fall into a mental syndrome from time to time and to sit and spin her wheels.

# Learn more about StarType Families



StarTypes analysis excels in vocational and relationship analysis and it can be useful to know something about each of the four most common relationship roles that StarType covers, these roles indicated by the red, green, blue, and rose-colored borders of the StarType cards. Let's go over the basic relationship types.

First let's make sure that we are clear about what we mean by relationship, and this holds true for all relationships: lovers, friends, not-so-friends, co-workers, and even not-so-friends..

Any relationship of two persons, given time, usually resolves itself into one of four main general styles or types, in which each partner in the relationship takes on a particular role. Of course, the two classic roles are that of the "Lover" and the "Loved One," as in Romeo is the lover and Juliet is the object of his love or loved one. A more modern way of saying this might be that in most relationships, someone picks up the dirty socks (lover or caretaking role) and someone lets the socks lay there (loved one or taken-care-of role). StarType analysis is quite accurate at showing you ahead of time who is likely to be the Lover and who the Loved One. To make it easier, we use four colors to mark the four major types of relationships:

## Green: The Lover



GREEN: The green-bordered cards represent "The Lover" StarType family. They take on the role of the lover, the observer and annotators, and the caretaker of the relationship.


Examples of classic green-bordered StarType patterns include the Grand Trine (#60), Kite (#5), Basket (#21), Wedge (#2), Mystic Rectangle (#4), and others.

## Red: The Loved One



RED: The red-bordered StarType cards are reserved for the "Loved One" family, the ones who are watched, cared for, and observed. These are the StarTypes with all the charisma. They like attention and usually take on the role of the watched - the Loved One.

Examples of classic red-bordered cards include the T-Cross or T-Square (#1) and the Grand Cross (#3).

**Blue: Independent**

BLUE: Some chart patterns have both roles in a single natal chart, the role of the Lover and the Loved One. When both qualities ("Loved One" and "Lover") appear in the same chart, these are the "Independent" StarTypes, and their borders are blue. They can go both ways. In some relationships they take on the role of the Lover, but in others they assume the role of the Loved One. They are somewhat self-contained.

Examples of classic blue-bordered cards include T-Cross & Grand Trine (#7), Grand Cross & Grand Trine (#12), T-Cross & Wedge (#10), and others.

**Rose: Multi-relationship**

ROSE: And last, there is a small group of StarTypes that demand a lot of contact and relations, called appropriately the "Multi-" or "Many-Relationships" StarTypes, which have rose colored borders.

Examples of classic rose-bordered cards include Within-a-Trine (#36) and Within-180 (#38).